

G MASTER

KGC series

GUIDE of KAWATA



Kawata low-speed granulator KGC series catalog

Massive crushing blades OD210mm, OD319mm

G MASTER KGC series

High-efficiency grinding and energy-saving design

Uses a load-balancing fine crushing blade in which each blade for fine crushing is arranged staggered.

The motor load is reduced and the material collection efficiency is improved.



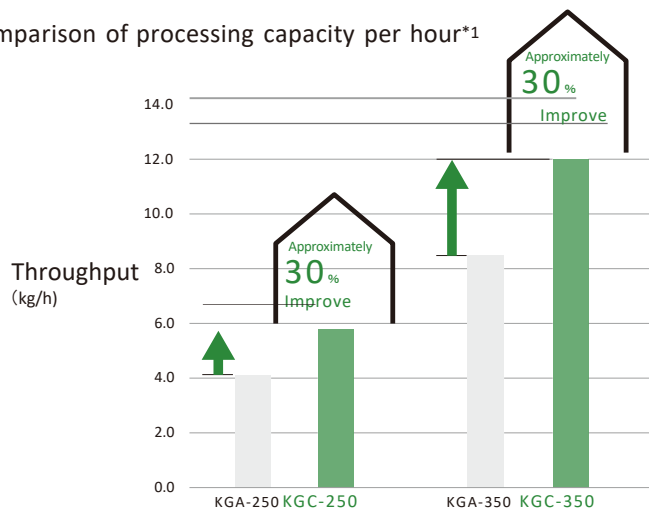
Coarse grinding cover with minimal clearance to the blade is adopted.

Suppresses the occurrence of snake skin, etc.

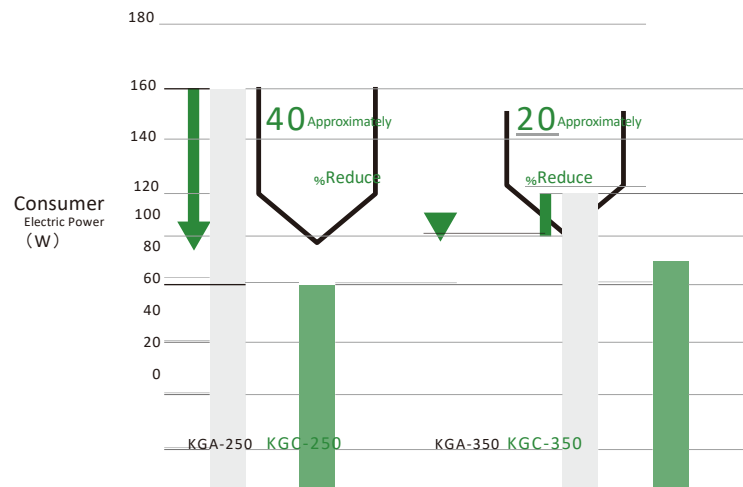
Use of high-efficiency motors (IE3/GB2 certified) Improved grinding efficiency

All three blades for fine grinding are common. The fixed blade and scraper are all the same parts and can be used on both sides, so they have a long life.

Comparison of processing capacity per hour*1




Comparison of energy consumption per 1kg processing*1



*1. Runner: nylon (35% glass fiber). Each value varies depending on material, size, and shape.


Greatly improved maintenance work



Open the feed hopper



Open the upper housing





Remove the coarse grinding cover

One-sided access greatly increases work efficiency and reduces the burden of cleaning and blade changing work.

The coarse crushing cover is removable! Maintainability has improved.

Reduced cleaning space



Layout Free

Layout can be changed every 90 degrees in four directions.



G MASTER KGC series

Safety device

Emergency stop button : Detachable (magnet type) and can be attached to any position on the device body.

* Install so that it is in front of the operation side during operation. Finger pinch prevention mechanism: Adopted on the front and back of the housing.


Finger-snap prevention mechanism : Adopted on the front and back of the housing.



Limit switches : Used in the opening/closing section of the feed hopper and the mounting section of the receiving hopper.

Gas spring : Assists in opening and closing the housing.

*Only KGC-350



Other Standard Specifications

Dust seal mechanism : Continuous discharge of fine powder mixed in the bearing section

Blade: Uses die steel with excellent wear resistance and low strain.

Blade: Dice steel is used.

Options

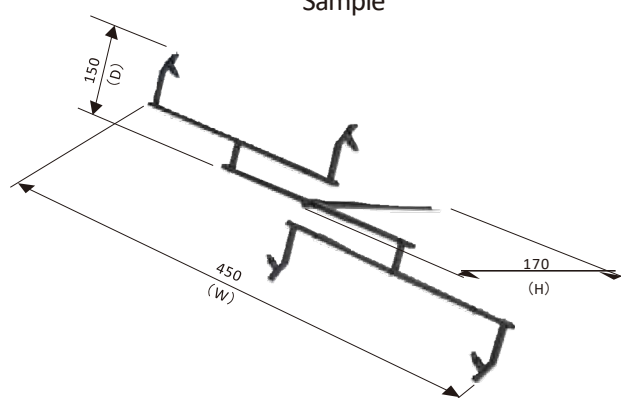
Overflow alarm (level gauge, visual alarm, automatic stop), High frame, Receiving box, Magnetic separator, Discharge chute for surplus material, Specifications for a bag receiver for a bag receiver

□ Applicable runner size

	(mm)	
	KGC-250	KGC-350
W	300	450
D	150	150
H	100	170
Maximum diameter	7	8.5

*The figures in the table above are approximate values. It may be difficult to crush depending on the shape and material of the runner and the feeding condition.

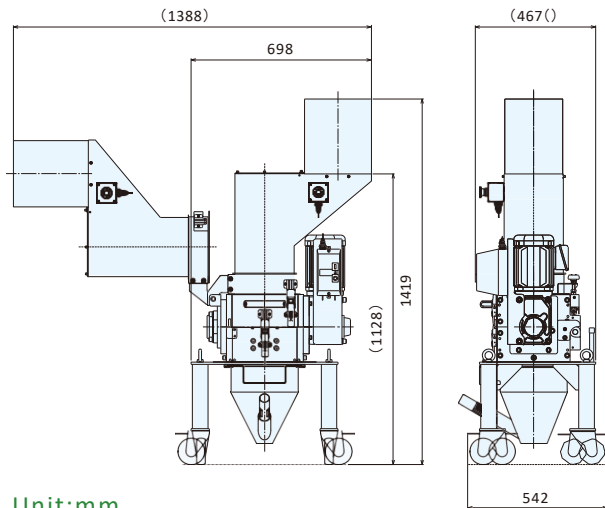
<KGC-350 Applicable runner example > Sample



Demo machine testing and grinding testing are available. Please contact our offices for more information.

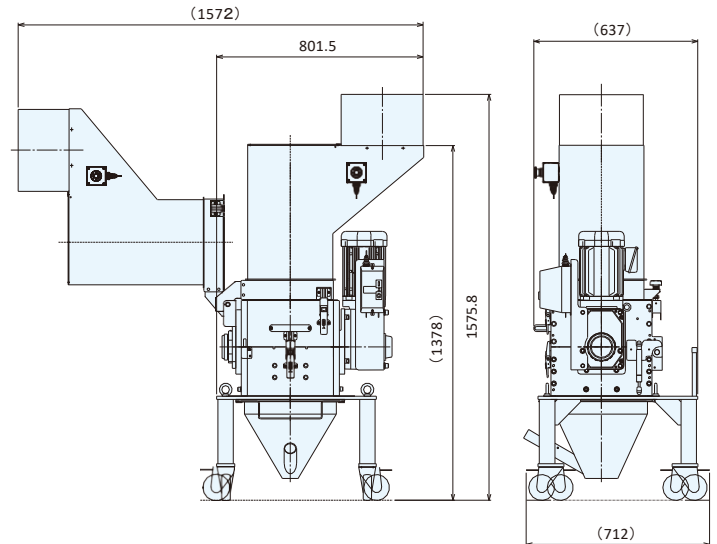
Dimensions

KGC-250



Unit:mm

KGC-350



Specifications

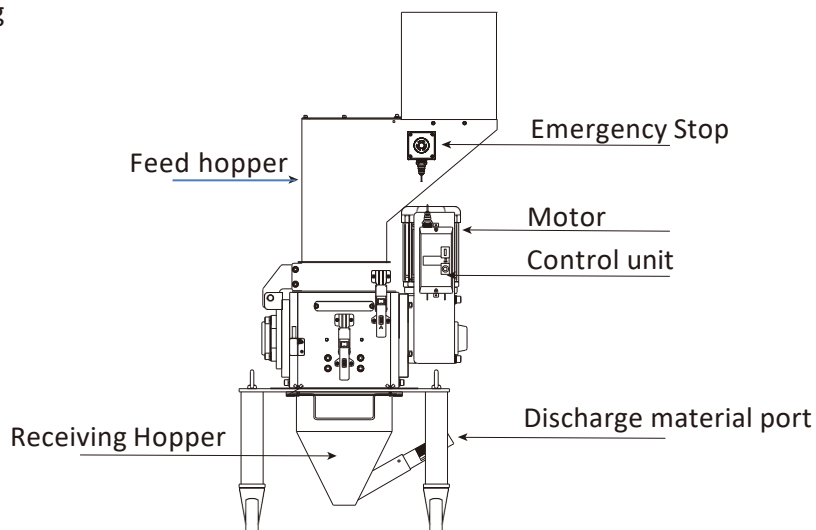
Model	KGC-250	KGC-350
Inlet Size (mm)	223×255	324×315
Opening Size of Grinding (Cutting) Blades (mm)	250×252	360×335
Speed of Revolution (rpm) 50/60Hz	25/30	
Grinding (Cutting) Knives	3 (pcs)	
Cutter Size (W×D) (mm)	4×5	5×6
Crushing Knives	OD210×2	OD319×2
Fixed Knives	6 (pcs)	
Motor Capacity (kW)	0.75	1.5
Power Supply	3phase AC200V 50/60Hz AC220V 60Hz	
Power Demand (kVA)	1.4	2.4/2.3
Main Breaker (AT)	10	15
Painting Color	JMPA KN-93, semigloss JMPA K75-20D, semigloss	
Weight (kg)	Approximately 195	Approximately 290
Accessories	Suction pipe (OD38mm) 1 pc Power cable	

Installation of crushing equipment

In accordance with the Noise Regulation Law, notification may be required for the installation of a crusher. Please contact your local government office for more information.

* 460V / 60Hz is an optional transformer.
Please contact KAWATA USA for details.

Overall structural drawing



Safety Instructions.



Please ask our service-field team or specialized worker for installation. Otherwise it may cause water-leakage, electric-shock, or fire if installation work was not properly done by customer.



Proper power supply should be used.



Please do not step on this unit, nor put another items on this unit. It may cause injury by dropping or falling.



In case of repairing the unit, please ask our field service people. Improper repairing may cause electric shock, or fire.



When re-location the unit to another place, please ask our field service people or some specialist. Improper re-location may cause fire, electric shock.



Please read this Instruction Manual and other related documents thoroughly before installing, operating, maintaining or inspecting the machine.

Do you have any of these symptoms? Please check the products you have used for many years!

Feel electric shock.

Big noise or strange noise of moter

Other abnormality or trouble.

If you experience any of these symptoms, be sure to turn off the power and contact us for inspection and repair in order to prevent accidents.

Full service throughout Japan even after purchase

We offer repair and consultation services for our products in 47 prefectures throughout Japan.

We value our relationship with our customers so that they can use our products with peace of mind for a long time.

If you have any questions, please contact your local office or visit our website.

<https://www.kawata-usa.com>



KAWATA U.S.A.,INC.

www.kawata-usa.com

Total Systems Engineer

KAWATA MFG.CO., LTD.

HEAD OFFICE /Phone.81-6-6531-8211 Fax.81-6-6531-8216

INTERNATIONAL DIVISION /Phone.81-6-6531-2914 Fax.81-6-6531-8216

SALES OFFICE

[CHINA]	KAWATA MACH. MFG. (SHANGHAI) CO., LTD.		[MALAYSIA] KAWATA MARKETING.SDN.BHD.	/Phone.60-6765-6628
	□ Shanghai Office	/Phone.86-21-6289-8989	[SINGAPORE] KAWATA PACIFICPTE.LTD.	/Phone.65-6286-8817
	□ Dalian Office	/Phone.86-411-8753-8921	[INDONESIA] PT.KAWATA MARKETING INDONESIA	/Phone.62-21-573-5232
	□ Tianjin Office	/Phone.86-22-2370-7800	[PHILIPPINES] KAWATA (THAILAND) CO., LTD.	
	□ Shenzhen Office	/Phone.86-755-8229-5250	□ Philippine Representative Office	/Phone.63-917-312-0003
	□ Guangzhou Office	/Phone.86-20-3402-5200	[U.S.A] KAWATA U.S.A., INC.	/Phone.1-847-379-1449
[HONG KONG]	KAWATA MACHINERY(HK) LTD. /Phone.852-3118-1326		[INDIA] PREVISION WORLD (INDIA) PVR.LTD.	
[TAIWAN R.O.C]	TAIWAN KAWATA CO., LTD. /Phone.886-3-534-1847		□ Delhi Office	/Phone.91-11-4653-8972
[THAILAND]	KAWATA (THAILAND) CO., LTD. /Phone.66-2-692-1331		□ Chennai Office	/Phone.91-44-4273-8662
[VIETNAM]	KAWATA MACHINERY (VIETNAM) CO., LTD.		□ Pune Office	/Phone.91-20-6510-4700
	□ Hanoi Head Office	/Phone.84-24-2225-0155	[MEXICO] KAWATA-MACHINERY MEXICO S.A.DE C.V.	/Phone.52-442-277-4679
	□ Ho Chi Minh Branch	/Phone.84-28-6290-2503		

PLANT

[CHINA]	KAWATA MACH. MFG. (SHANGHAI) CO., LTD. /Phone.86-21-6289-8989	
[INDONESIA]	PT. KAWATA INDONESIA	/Phone.62-21-8984-4560

*These specifications are subject to change without notice.

*Please read the instruction manual carefully before use.